

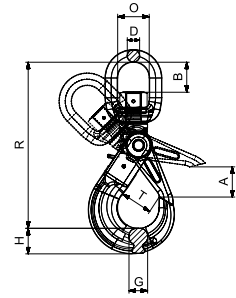
CARTEC 100

CRGX

SWIVEL SELF LOCKING HOOK



Chain mm inch	Code	R mm	A mm	B mm	O mm	D mm	G mm	H mm	T mm	Weight Kg	W.L.L. Kg
6 1/4	CRGX 06	160	28	27	36	13	16	21	35	0,6	1400
7-8 9/32-5/16	CRGX 08	182	34	27	36	13	20	26	43	1,1	2500
10 3/8	CRGX 10	217	45	35	45	16	25	30	56	2	4000
13 1/2	CRGX 13	271	54	45	50	21	35	40	69	4	6700
16 5/8	CRGX 16	320	62	58	62	24	38	50	80	6,8	10000

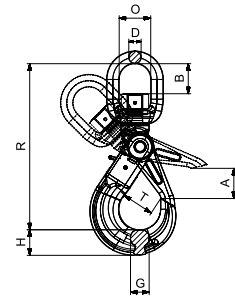


CRGX

GANCIO DI SICUREZZA GIREVOLE



Catena mm inch	Codice	R mm	A mm	B mm	O mm	D mm	G mm	H mm	T mm	Peso Kg	W.L.L. Kg
6 1/4	CRGX 06	160	28	27	36	13	16	21	35	0,6	1400
7-8 9/32-5/16	CRGX 08	182	34	27	36	13	20	26	43	1,1	2500
10 3/8	CRGX 10	217	45	35	45	16	25	30	56	2	4000
13 1/2	CRGX 13	271	54	45	50	21	35	40	69	4	6700
16 5/8	CRGX 16	320	62	58	62	24	38	50	80	6,8	10000

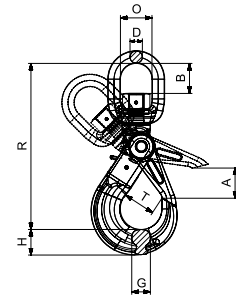


CRGX

CROCHET SECURITÉ À ÉMERILLON AVEC LINGUET AUTOMATIQUE



Chaîne mm inch	Code	R mm	A mm	B mm	O mm	D mm	G mm	H mm	T mm	Poids Kg	C.M.U. Kg
6 1/4	CRGX 06	160	28	27	36	13	16	21	35	0,6	1400
7-8 9/32-5/16	CRGX 08	182	34	27	36	13	20	26	43	1,1	2500
10 3/8	CRGX 10	217	45	35	45	16	25	30	56	2	4000
13 1/2	CRGX 13	271	54	45	50	21	35	40	69	4	6700
16 5/8	CRGX 16	320	62	58	62	24	38	50	80	6,8	10000

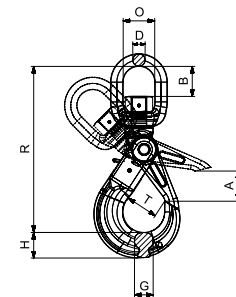


CRGX

SELBSTSCHLIESSENDER WIRBELHAKEN



Kette mm inch	Code	R mm	A mm	B mm	O mm	D mm	G mm	H mm	T mm	Gewicht Kg	W.L.L. Kg
6 1/4	CRGX 06	160	28	27	36	13	16	21	35	0,6	1400
7-8 9/32-5/16	CRGX 08	182	34	27	36	13	20	26	43	1,1	2500
10 3/8	CRGX 10	217	45	35	45	16	25	30	56	2	4000
13 1/2	CRGX 13	271	54	45	50	21	35	40	69	4	6700
16 5/8	CRGX 16	320	62	58	62	24	38	50	80	6,8	10000



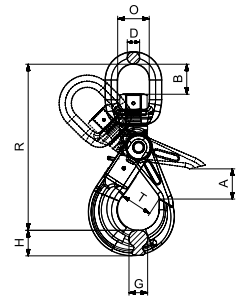
CARTEC 100

CRGX

GANCHO AUTOCIERRE GIRATORIO



Cadena mm inch	Código	R mm	A mm	B mm	O mm	D mm	G mm	H mm	T mm	Peso Kg	W.L.L. Kg
6 1/4	CRGX 06	160	28	27	36	13	16	21	35	0,6	1400
7-8 9/32-5/16	CRGX 08	182	34	27	36	13	20	26	43	1,1	2500
10 3/8	CRGX 10	217	45	35	45	16	25	30	56	2	4000
13 1/2	CRGX 13	271	54	45	50	21	35	40	69	4	6700
16 5/8	CRGX 16	320	62	58	62	24	38	50	80	6,8	10000



CRGX

GANCHO DE SEGURANÇA GIRATÓRIO AUTOBLOCANTE



Cadeia mm inch	Código	R mm	A mm	B mm	O mm	D mm	G mm	H mm	T mm	Peso Kg	W.L.L. Kg
6 1/4	CRGX 06	160	28	27	36	13	16	21	35	0,6	1400
7-8 9/32-5/16	CRGX 08	182	34	27	36	13	20	26	43	1,1	2500
10 3/8	CRGX 10	217	45	35	45	16	25	30	56	2	4000
13 1/2	CRGX 13	271	54	45	50	21	35	40	69	4	6700
16 5/8	CRGX 16	320	62	58	62	24	38	50	80	6,8	10000

