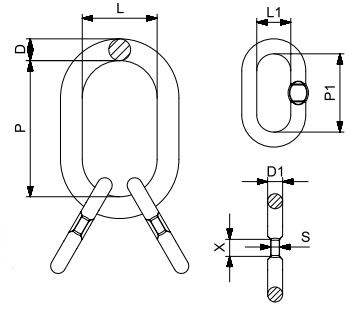


CARTEC 80

CMC CMCS SUB-ASSEMBLY



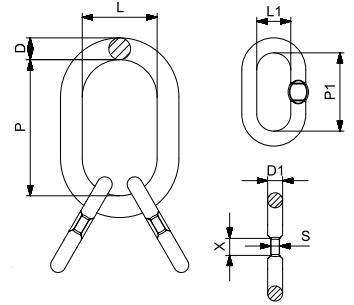
Chain Code	(with flat)	Size according to EN 1677-4	Weight	W.L.L.	W.L.L.							
∅ mm		D P L D1 P1 L1 SxX	∅	∅	∅							
		mm mm mm mm mm mm mm	Kg	0°-45°/Kg	45°-60°/Kg							
6-7	CMC0607	CMCS 0607	18	135	75	13	54	25	8x25	1,31	2360	1700
8	CMC08	CMCS 08	22	160	90	16	70	34	8x25	2,32	4250	3000
10	CMC10	CMCS 10	26	180	100	18	85	40	11,5x35	3,52	6700	4750
13	CMC13	CMCS 13	32	200	110	22	115	50	14x35	6,26	11200	8000
16	CMC16	CMCS 16	36	260	140	26	140	65	18x46	9,56	17000	11800
18	CMC18		45	340	180	32	150	70		18,92	21200	15000
20	CMC20		51	350	190	32	150	70		22,65	26500	19000
22	CMC22		51	350	190	36	170	75		25,19	31500	22400
26	CMC26		57	400	200	40	170	80		36	45000	31500
32	CMC32		70	460	250	50	200	100		64,4	67000	47500



CMC CMCS ANELLI COMPLESSI



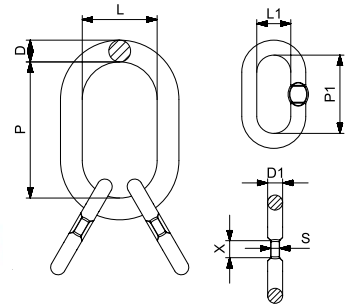
Catena Codice	(con schiacciatura)	Dimensioni secondo EN 1677-4	Peso	W.L.L.	W.L.L.							
∅ mm		D P L D1 P1 L1 SxX	∅	∅	∅							
		mm mm mm mm mm mm mm	Kg	0°-45°/Kg	45°-60°/Kg							
6-7	CMC0607	CMCS 0607	18	135	75	13	54	25	8x25	1,31	2360	1700
8	CMC08	CMCS 08	22	160	90	16	70	34	8x25	2,32	4250	3000
10	CMC10	CMCS 10	26	180	100	18	85	40	11,5x35	3,52	6700	4750
13	CMC13	CMCS 13	32	200	110	22	115	50	14x35	6,26	11200	8000
16	CMC16	CMCS 16	36	260	140	26	140	65	18x46	9,56	17000	11800
18	CMC18		45	340	180	32	150	70		18,92	21200	15000
20	CMC20		51	350	190	32	150	70		22,65	26500	19000
22	CMC22		51	350	190	36	170	75		25,19	31500	22400
26	CMC26		57	400	200	40	170	80		36	45000	31500
32	CMC32		70	460	250	50	200	100		64,4	67000	47500



CMC CMCS MAILLON DE TÊTE TRIPLE



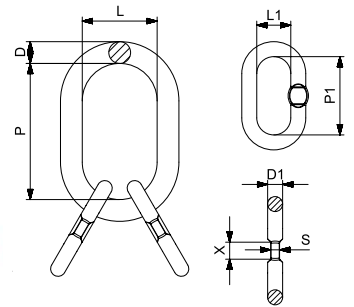
Chaîne Code	(avec entrée plate)	Dimension selon EN 1677-4	Poids	C.M.U.	C.M.U.							
∅ mm		D P L D1 P1 L1 SxX	∅	∅	∅							
		mm mm mm mm mm mm mm	Kg	0°-45°/Kg	45°-60°/Kg							
6-7	CMC0607	CMCS 0607	18	135	75	13	54	25	8x25	1,31	2360	1700
8	CMC08	CMCS 08	22	160	90	16	70	34	8x25	2,32	4250	3000
10	CMC10	CMCS 10	26	180	100	18	85	40	11,5x35	3,52	6700	4750
13	CMC13	CMCS 13	32	200	110	22	115	50	14x35	6,26	11200	8000
16	CMC16	CMCS 16	36	260	140	26	140	65	18x46	9,56	17000	11800
18	CMC18		45	340	180	32	150	70		18,92	21200	15000
20	CMC20		51	350	190	32	150	70		22,65	26500	19000
22	CMC22		51	350	190	36	170	75		25,19	31500	22400
26	CMC26		57	400	200	40	170	80		36	45000	31500
32	CMC32		70	460	250	50	200	100		64,4	67000	47500



CMC CMCS AUFHÄNGEKÖPFE



Kette Code	(mit Flachstelle)	Maß-Tabelle nach EN 1677-4	Gewicht	W.L.L.	W.L.L.							
∅ mm		D P L D1 P1 L1 SxX	∅	∅	∅							
		mm mm mm mm mm mm mm	Kg	0°-45°/Kg	45°-60°/Kg							
6-7	CMC0607	CMCS 0607	18	135	75	13	54	25	8x25	1,31	2360	1700
8	CMC08	CMCS 08	22	160	90	16	70	34	8x25	2,32	4250	3000
10	CMC10	CMCS 10	26	180	100	18	85	40	11,5x35	3,52	6700	4750
13	CMC13	CMCS 13	32	200	110	22	115	50	14x35	6,26	11200	8000
16	CMC16	CMCS 16	36	260	140	26	140	65	18x46	9,56	17000	11800
18	CMC18		45	340	180	32	150	70		18,92	21200	15000
20	CMC20		51	350	190	32	150	70		22,65	26500	19000
22	CMC22		51	350	190	36	170	75		25,19	31500	22400
26	CMC26		57	400	200	40	170	80		36	45000	31500
32	CMC32		70	460	250	50	200	100		64,4	67000	47500



CARTEC 80

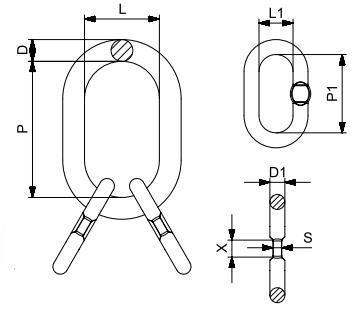
CMC CMCS

ANILLA MAESTRA OVAL ENSAMBLADA



Cadena Código con aplastamiento Dimensiones según EN 1677-4 Peso W.L.L. W.L.L.

Λ ø mm	D	P	L	D1	P1	L1	SxX	Λ Kg	Λ 0°-45°/Kg	Λ 45°-60°/Kg		
	mm	mm	mm	mm	mm	mm	mm					
6-7	CMC 0607	CMCS 0607	18	135	75	13	54	25	8x25	1,31	2360	1700
8	CMC 08	CMCS 08	22	160	90	16	70	34	8x25	2,32	4250	3000
10	CMC 10	CMCS 10	26	180	100	18	85	40	11,5x35	3,52	6700	4750
13	CMC 13	CMCS 13	32	200	110	22	115	50	14x35	6,26	11200	8000
16	CMC 16	CMCS 16	36	260	140	26	140	65	18x46	9,56	17000	11800
18	CMC 18		45	340	180	32	150	70		18,92	21200	15000
20	CMC 20		51	350	190	32	150	70		22,65	26500	19000
22	CMC 22		51	350	190	36	170	75		25,19	31500	22400
26	CMC 26		57	400	200	40	170	80		36	45000	31500
32	CMC 32		70	460	250	50	200	100		64,4	67000	47500



CMC CMCS

ARGOLÃO COM SUBELOS



Cadeia Código com esmagadas Dimensões de acordo com EN 1677-4 Peso W.L.L. W.L.L.

Λ ø mm	D	P	L	D1	P1	L1	SxX	Λ Kg	Λ 0°-45°/Kg	Λ 45°-60°/Kg		
	mm	mm	mm	mm	mm	mm	mm					
6-7	CMC 0607	CMCS 0607	18	135	75	13	54	25	8x25	1,31	2360	1700
8	CMC 08	CMCS 08	22	160	90	16	70	34	8x25	2,32	4250	3000
10	CMC 10	CMCS 10	26	180	100	18	85	40	11,5x35	3,52	6700	4750
13	CMC 13	CMCS 13	32	200	110	22	115	50	14x35	6,26	11200	8000
16	CMC 16	CMCS 16	36	260	140	26	140	65	18x46	9,56	17000	11800
18	CMC 18		45	340	180	32	150	70		18,92	21200	15000
20	CMC 20		51	350	190	32	150	70		22,65	26500	19000
22	CMC 22		51	350	190	36	170	75		25,19	31500	22400
26	CMC 26		57	400	200	40	170	80		36	45000	31500
32	CMC 32		70	460	250	50	200	100		64,4	67000	47500

